


ORG1001CY, ORG1002CY

Date: 2021.03.15 Subject: View
Rev: 2021.03.29 Drawing nr.: ORG1001CY-2CY_00
Page nr.: 1/4 Scale: Ingen
Paper: A4 Drawing by: Oliwia Gasiulewicz

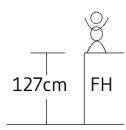
Montage

Copyright Elverdal A/S.

Elverdal



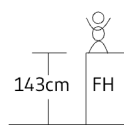
2,1m



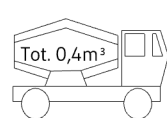
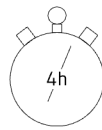
2,1m



2,4m



2,4m



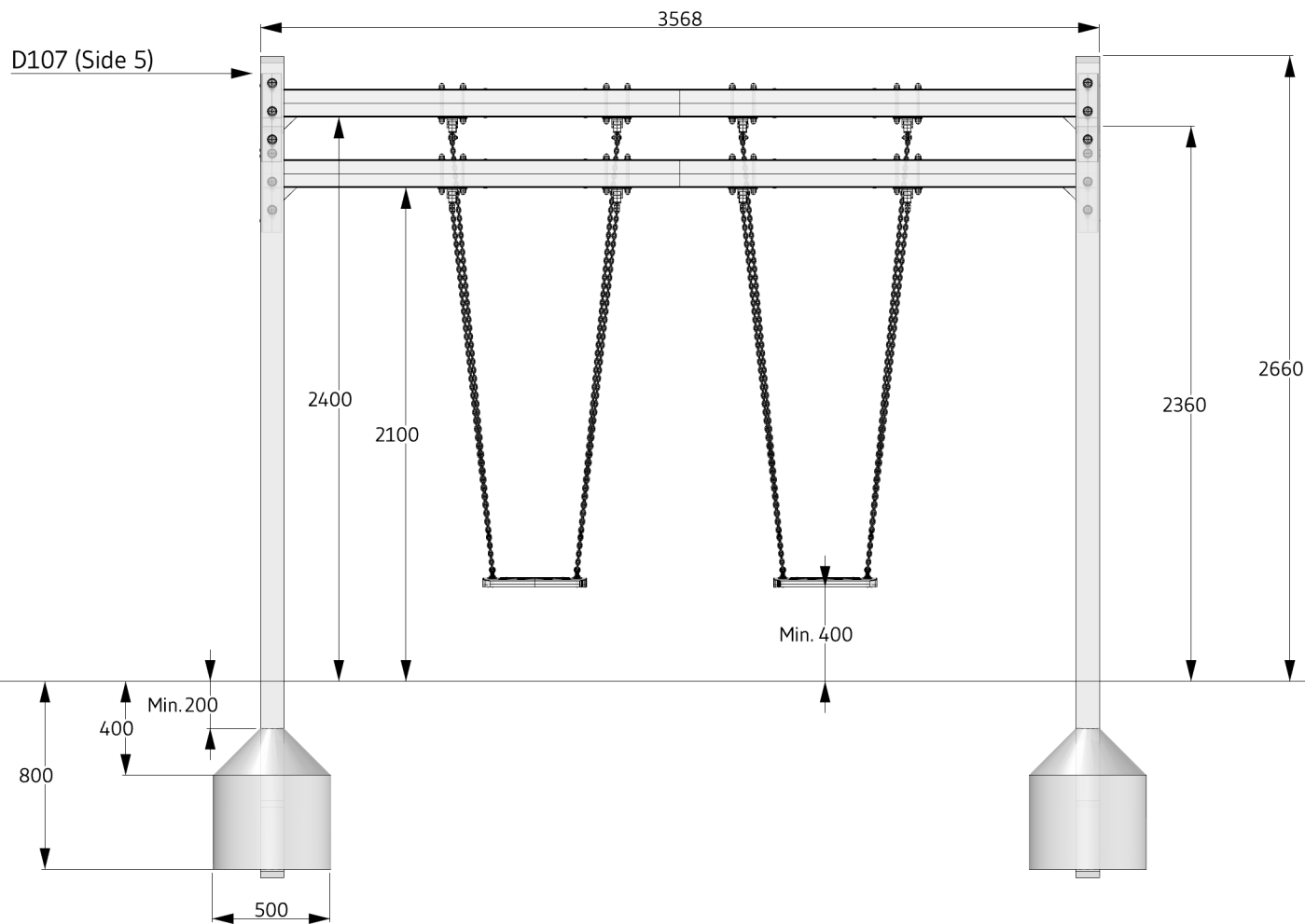
EN 1176

INFO

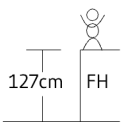
VIGTIGT: Hele anlægget skal samles før der støbes beton
VIKTIGT: Hela anläggningen måste monteras före betong stöps
VIKTIG: Hele systemet må monteres før plass støbes med betong

Montage
Copyright Elverdal A/S.

Elverdal



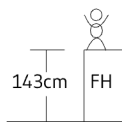
2,1m



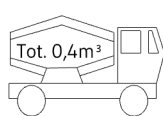
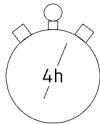
2,1m



2,4m



2,4m



EN 1176

INFO

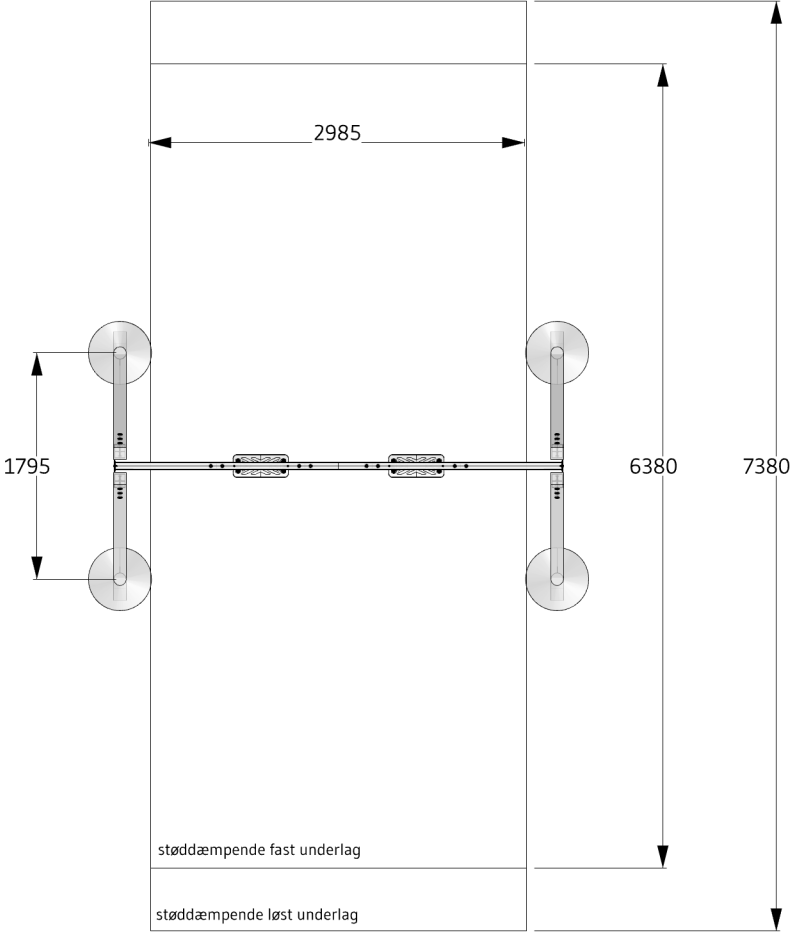
VIGTIGT: Hele anlægget skal samles før der støbes beton
VIKTIGT: Hela anläggningen måste monteras före betong stöps
VIKTIG: Hele systemet må monteres før plass støbes med betong

Montage

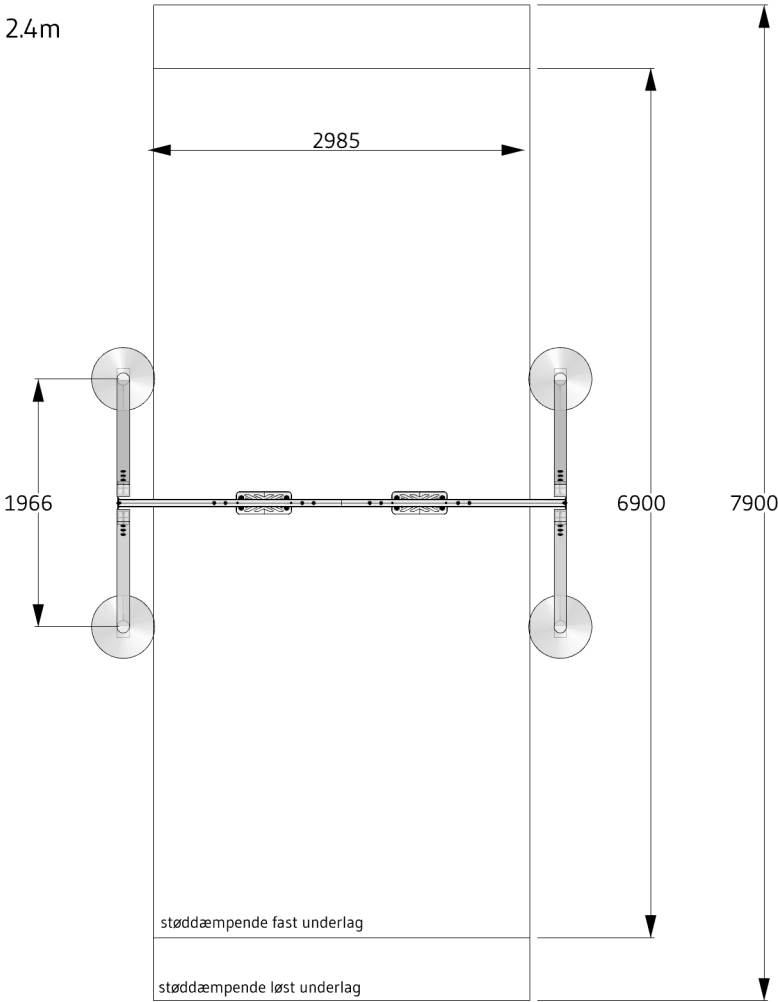
Copyright Elverdal A/S.

Elverdal

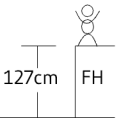
ORG1001CY - 2.1m



ORG1002CY - 2.4m



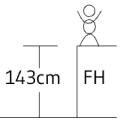
2,1m



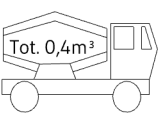
2,1m



2,4m



2,4m



EN 1176

INFO

VIGTIGT: Hele anlægget skal samles før der støbes beton
VIGTIGT: Hela anläggningen måste monteras före betong stöps
VIGTIGT: Hele systemet må monteres før plass støbes med betong

ORG1001CY - 2,1m

Betegnelse:	Antal:	Artikelnummer:
1 sæt egeben- 3300mm	2	ELV70
Gyngeoverligger komplet	1	HORG3041
Gyngesæde Standard	2	ORG1901XD
M10x90 Bolt	12	ELV01100090
M10 Låsemøtrik	12	ELV90100000
M10/30 skive	24	ELV95A105025
M10 Nut cap	12	ELV92100000
Dubsko DPD42	12	ELV97420000
Monteringsvejledning	1	ORG1001CY,ORG1002CY

ORG1002CY - 2,4m

Betegnelse:	Antal:	Artikelnummer:
1 sæt egeben- 3600mm	2	ELV71
Gyngeoverligger komplet	1	HORG3041
Gyngesæde Standard	2	ORG1911XD
M10x90 Bolt	12	ELV01100090
M10 Låsemøtrik	12	ELV90100000
M10/30 skive	24	ELV95A105025
M10 Nut cap	12	ELV92100000
Dubsko DPD42	12	ELV97420000
Monteringsvejledning	1	ORG1001CY,ORG1002CY

D107

