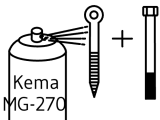
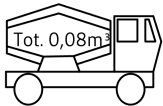
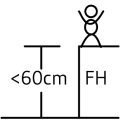
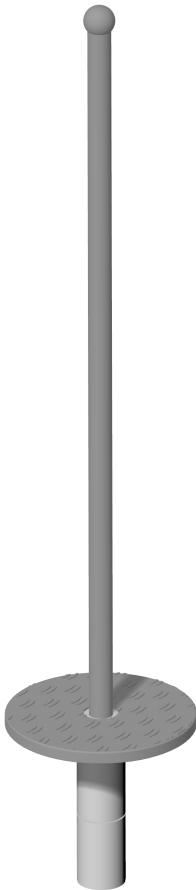


Mounting

Copyright Elverdal A/S.

Elverdal



EN 1176



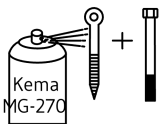
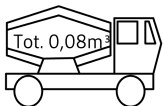
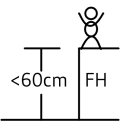
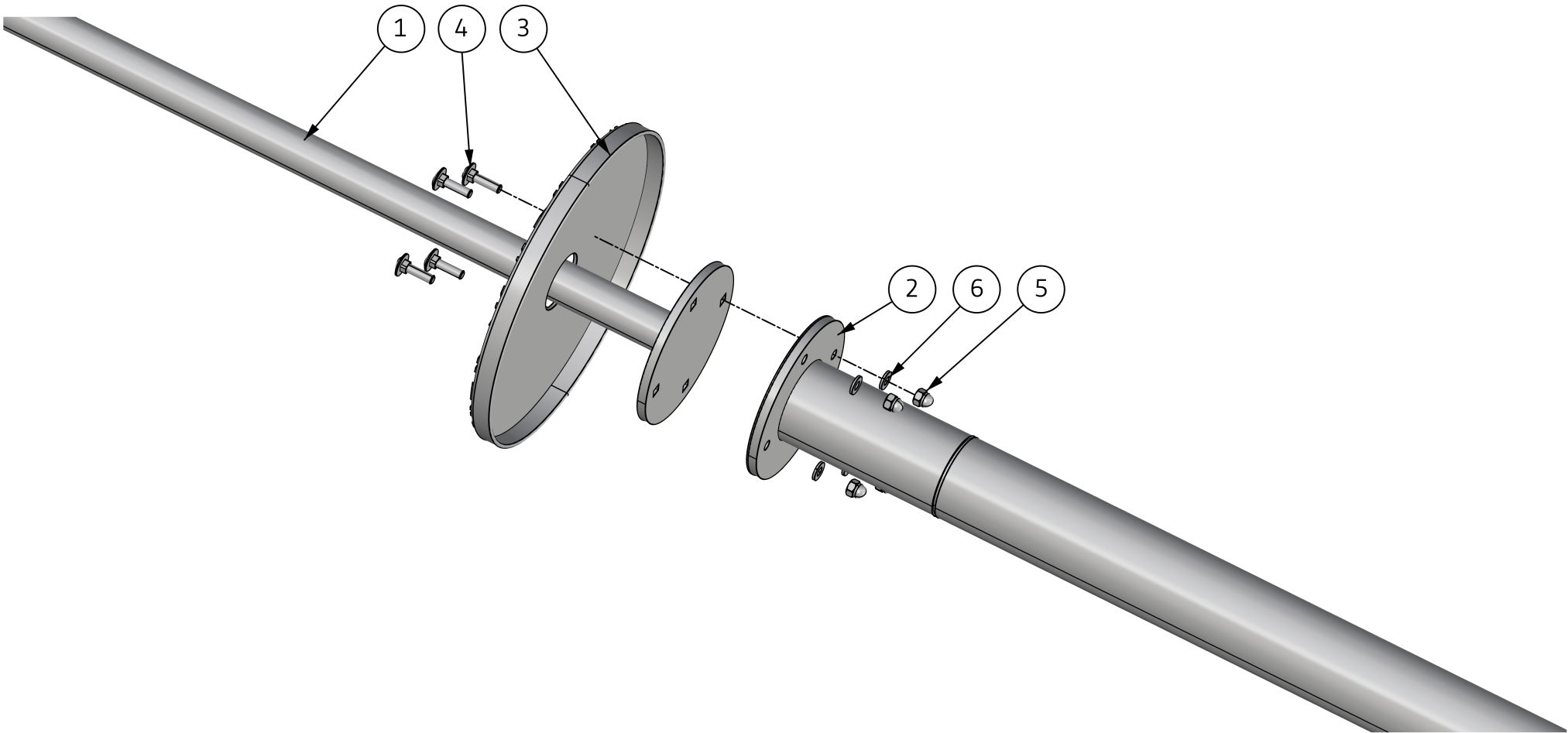
INFO

VIGTIGT: Hele anlægget skal samles før der støbes beton
IMPORTANT: The entire facility must be assembled before mould in concrete
WICHTIG: Die Anlage muß komplett montiert sein, bevor das Fundament
betoniert wird

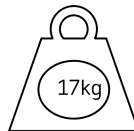
Mounting

Copyright Elverdal A/S.

Elverdal



EN 1176



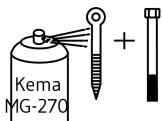
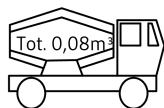

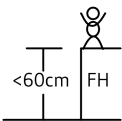
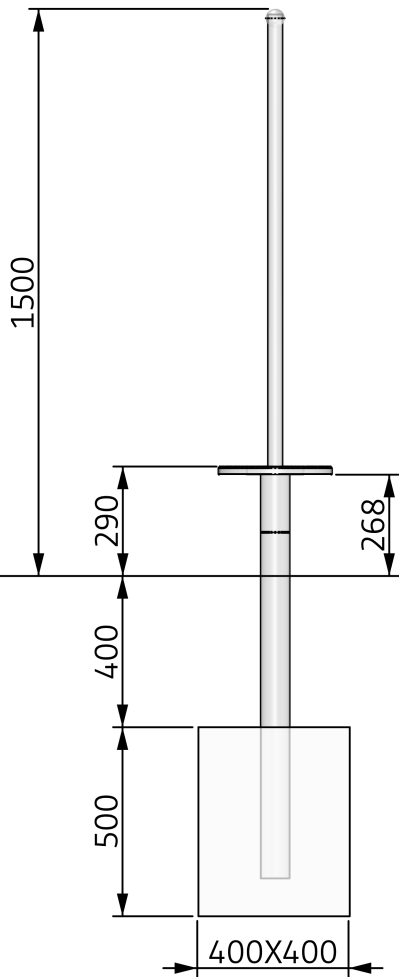
INFO

VIGTIGT: Hele anlægget skal samles før der støbes beton
IMPORTANT: The entire facility must be assembled before mould in concrete
WICHTIG: Die Anlage muß komplett montiert sein, bevor das Fundament
betoniert wird

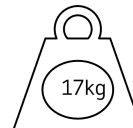
Mounting

Copyright Elverdal A/S.

Elverdal



EN 1176



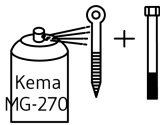
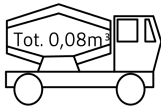

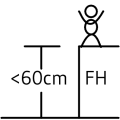
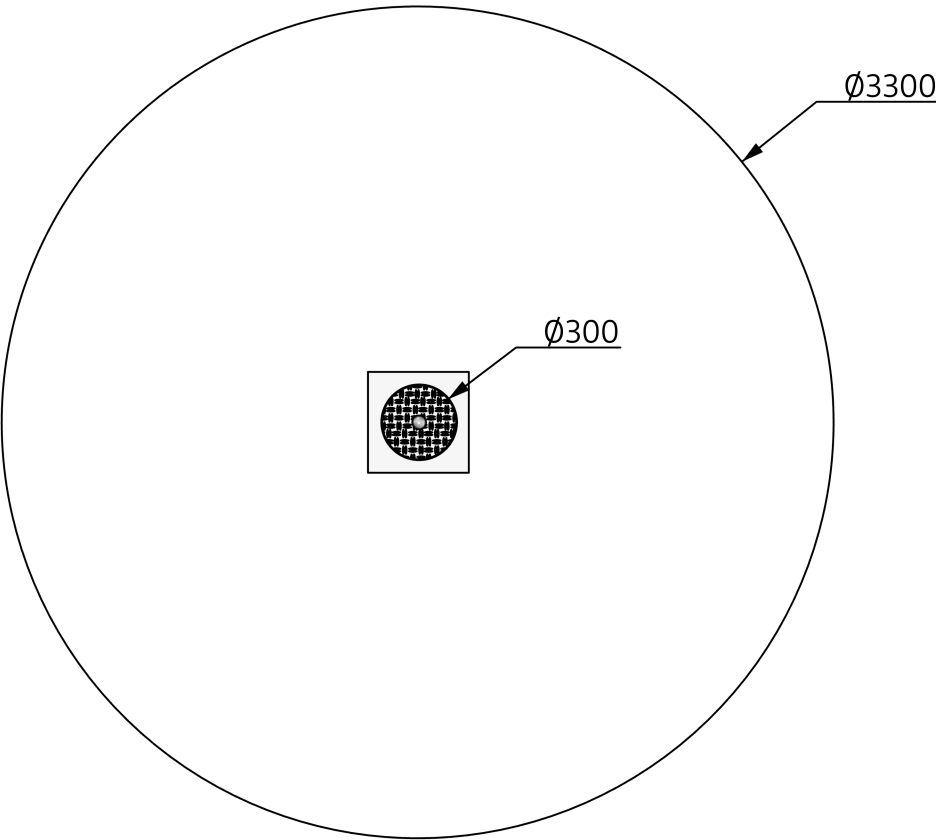
INFO

VIGTIGT: Hele anlægget skal samles før der støbes beton
IMPORTANT: The entire facility must be assembled before mould in concrete
WICHTIG: Die Anlage muß komplett montiert sein, bevor das Fundament
betoniert wird

Mounting

Copyright Elverdal A/S.

Elverdal



EN 1176



INFO

VIGTIGT: Hele anlægget skal samles før der støbes beton
IMPORTANT: The entire facility must be assembled before mould in concrete
WICHTIG: Die Anlage muß komplett montiert sein, bevor das Fundament
betoniert wird

ORG2601FY, Carousel - pirouette steel

Date: 2021.12.14 Subject: Bill of materials
 Rev: 2021.12.14 Drawing no.: ORG2601FY_00
 Page nr.: 5/5 Scale: None
 Paper: A4 Drawing by: Jan Routh Sørensen

Mounting

Copyright Elverdal A/S.

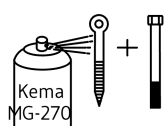
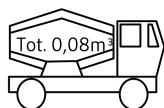
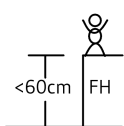
Elverdal

Karrusel - pirouette stål

Carousel - pirouette steel

Karussell - Pirouette Stahl

Pos:	Betegnelse:	Name:	Bezeichnung:	Antal/ Quantity/ Anzahl:
1	Støttestang	Support rod	Griffstange	1
2	Nedstøbningsrør	Concrete mounting tube	Nabensäule	1
3	Karruselplatform	Carousel platform	Standfläche	1
4	M8x45 Bræddebolt	M8x45 Carriage bolt	M8x45 Schlossschraube	4
5	M8 Topmøtrik	M8 Hex cap nut	M8 Hutmutter	4
6	M8 skive	M8 Washer	M8 Scheibe	4
	Monteringsvejledning	Mounting instruction	Installationsanleitung	1



EN 1176



INFO

VIGTIGT: Hele anlægget skal samles før der støbes beton
 IMPORTANT: The entire facility must be assembled before mould in concrete
 WICHTIG: Die Anlage muß komplett montiert sein, bevor das Fundament
 betoniert wird