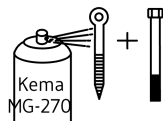
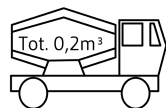

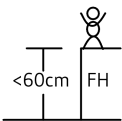



Date:	2021.12.14	Subject:	View1
Rev:	2021.12.14	Drawing no.:	ORG2701HY_00
Page nr.:	1/5	Scale:	None
Paper:	A4	Drawing by:	Jan Routh Sørensen

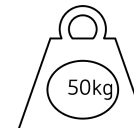
Mounting

Copyright Elverdal A/S.

Elverdal



EN 1176



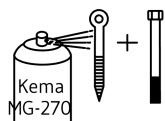
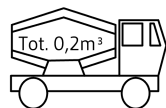

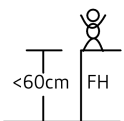
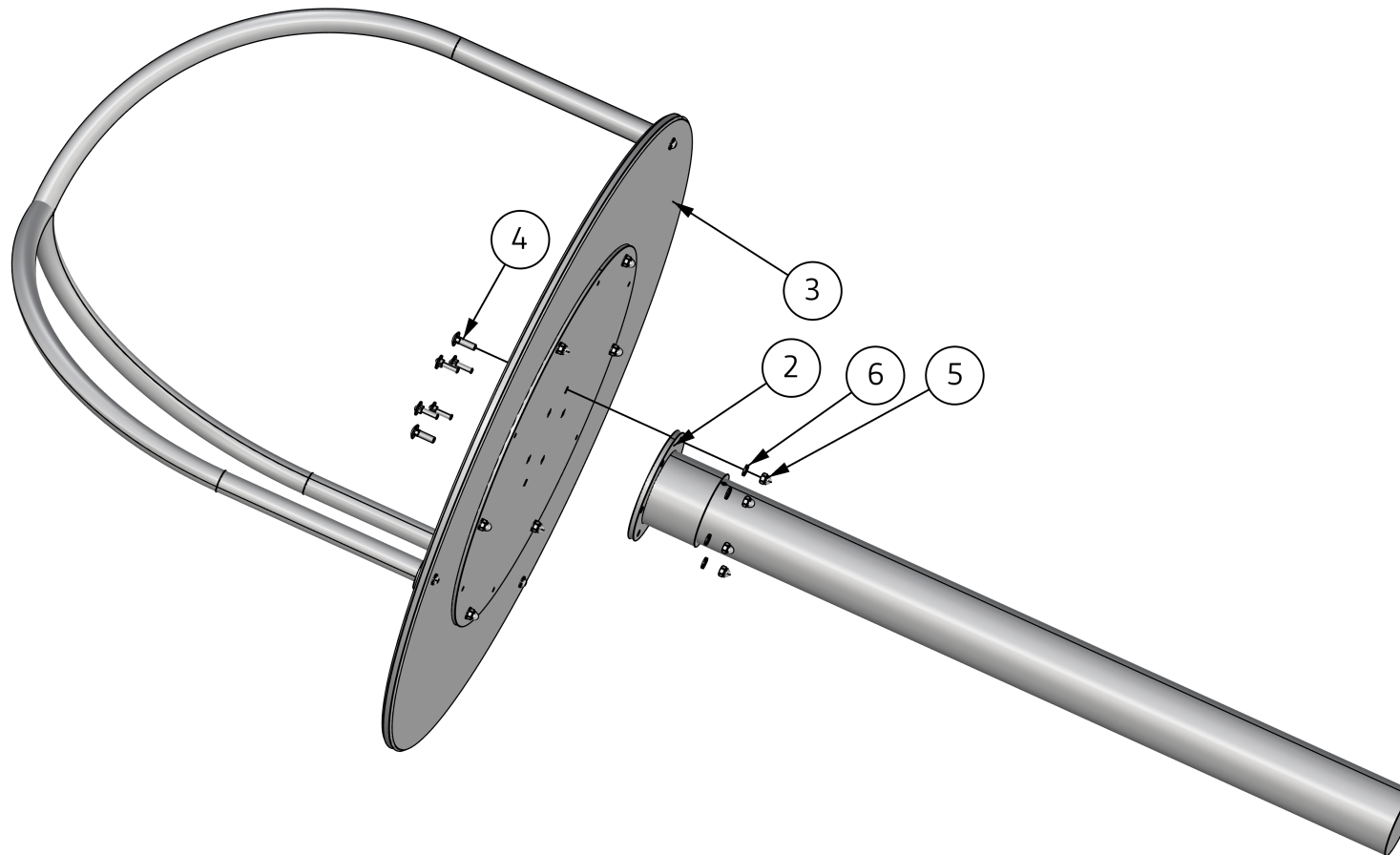
INFO

VIGTIGT: Hele anlægget skal samles før der støbes beton
IMPORTANT: The entire facility must be assembled before mould in concrete
WICHTIG: Die Anlage muß komplett montiert sein, bevor das Fundament
betoniert wird

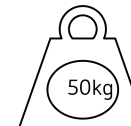
Mounting

Copyright Elverdal A/S.

Elverdal



EN 1176



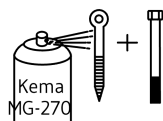
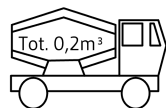

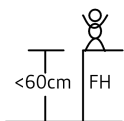
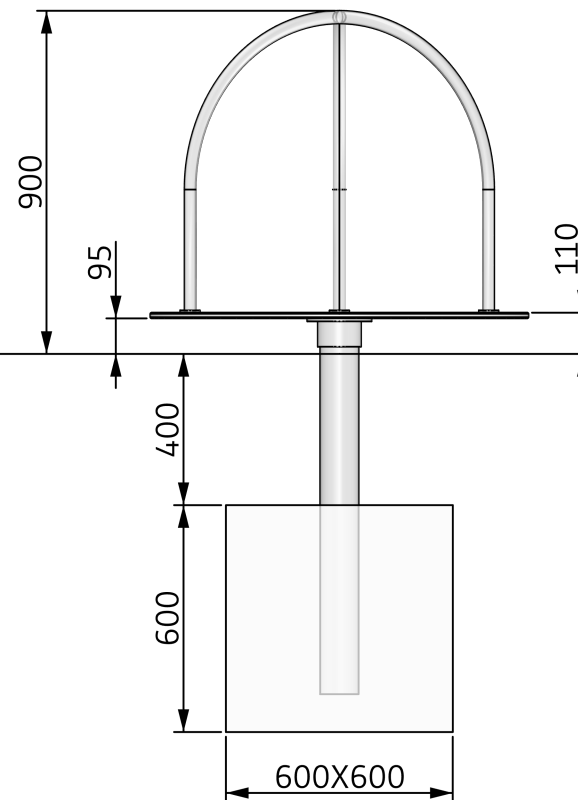
INFO

VIGTIGT: Hele anlægget skal samles før der støbes beton
IMPORTANT: The entire facility must be assembled before mould in concrete
WICHTIG: Die Anlage muß komplett montiert sein, bevor das Fundament
betoniert wird

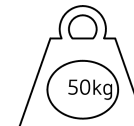
Mounting

Copyright Elverdal A/S.

Elverdal



EN 1176



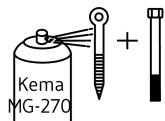
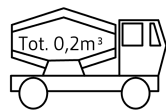

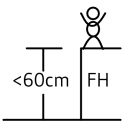
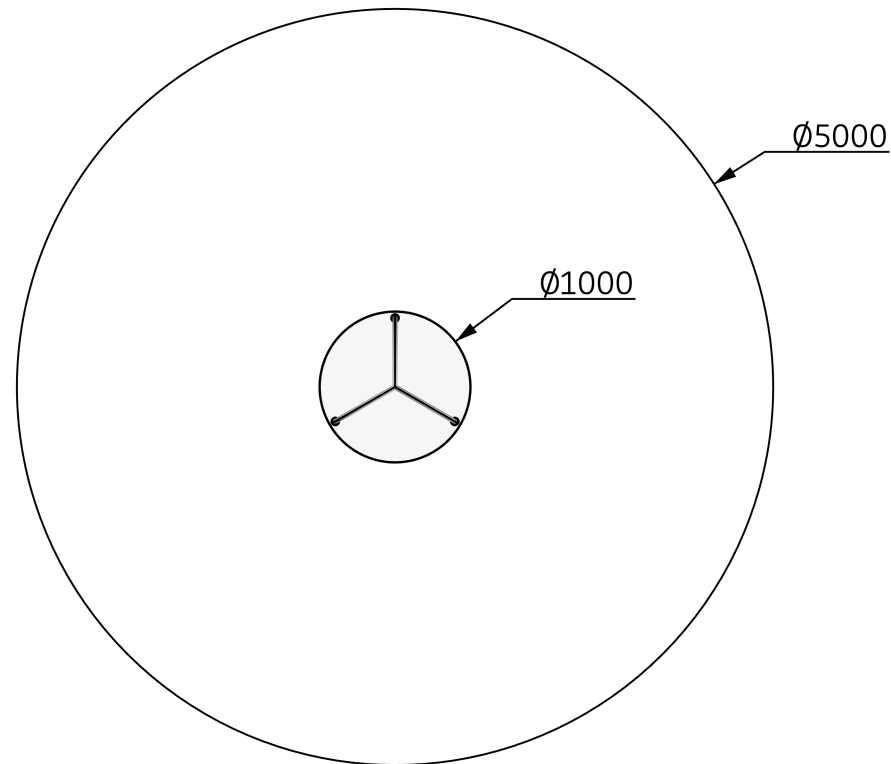
INFO

VIGTIGT: Hele anlægget skal samles før der støbes beton
IMPORTANT: The entire facility must be assembled before mould in concrete
WICHTIG: Die Anlage muß komplett montiert sein, bevor das Fundament
betoniert wird

Mounting

Copyright Elverdal A/S.

Elverdal



EN 1176



INFO

VIGTIGT: Hele anlægget skal samles før der støbes beton
IMPORTANT: The entire facility must be assembled before mould in concrete
WICHTIG: Die Anlage muß komplett montiert sein, bevor das Fundament
betoniert wird

Date: 2021.12.14 Subject: Bill of materials
Rev: 2021.12.14 Drawing no.: ORG2701HY_00
Page nr.: 5/5 Scale: None
Paper: A4 Drawing by: Jan Routh Sørensen

Mounting

Copyright Elverdal A/S.

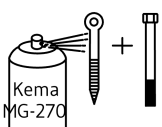
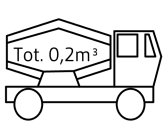
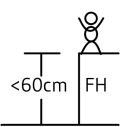
Elverdal

Karrusel - stå HPL og stål

Carousel - stand HPL and steel

Karussell - stehen HPL und Stahl

Pos:	Betegnelse:	Name:	Bezeichnung:	Antal/ Quantity/ Anzahl:
1				
2	Nedstøbningsrør	Concrete mounting tube	Nabensäule	1
3	Karruselplatform	Carousel platform	Standfläche	1
4	M8x40 Bræddebolt	M8x40 Carriage bolt	M8x40 Schlossschraube	6
5	M8 Topmøtrik	M8 Hex cap nut	M8 Hutmutter	6
6	M8 skive	M8 Washer	M8 Scheibe	6
	Monteringsvejledning	Mounting instruction	Installationsanleitung	1



EN 1176



INFO

VIGTIGT: Hele anlægget skal samles før der støbes beton
IMPORTANT: The entire facility must be assembled before mould in concrete
WICHTIG: Die Anlage muß komplett montiert sein, bevor das Fundament
betoniert wird