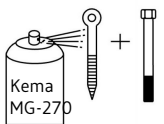
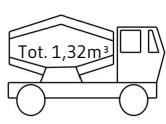
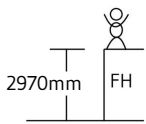
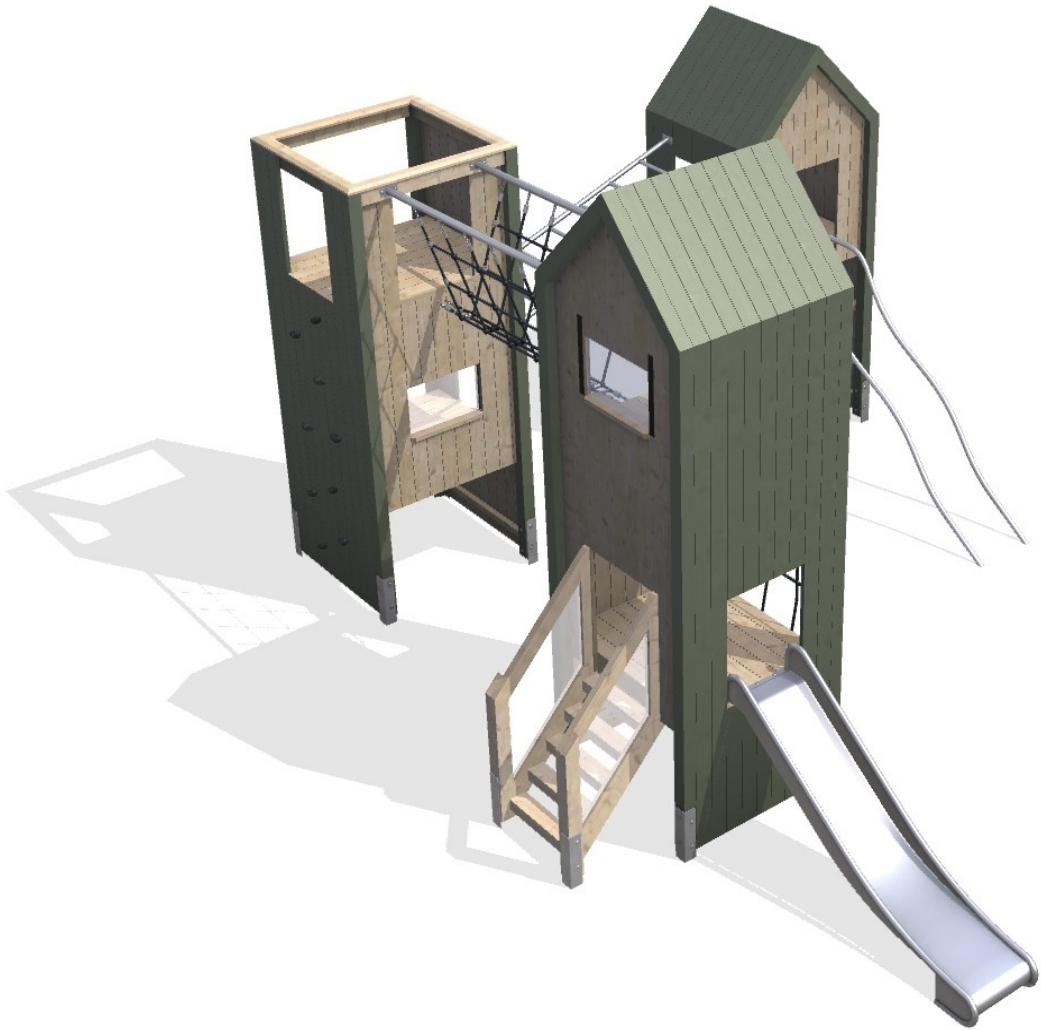


# Mounting

Copyright Elverdal A/S

Elverdal



EN 1176

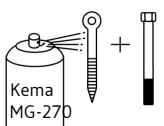
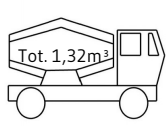
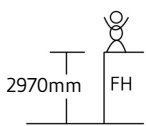

Info

VIGTIGT: Hele anlægget skal samles før der støbes beton  
VIGTIGT: Hela anläggningen måste monteras före betong stöps  
VIGTIGT: Hele systemet må monteres før plass støbes med betong

# Mounting

Copyright Elverdal A/S

# Elverdal



EN 1176

## Info

VIGTIGT: Hele anlægget skal samles før der støbes beton  
VIKTIGT: Hela anläggningen måste monteras före betong stöps  
VIKTIG: Hele systemet må monteres før plass støbes med betong

Mounting

Copyright Elverdal A/S

Elverdal



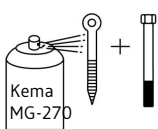
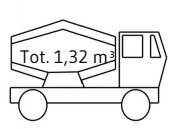
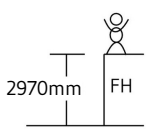
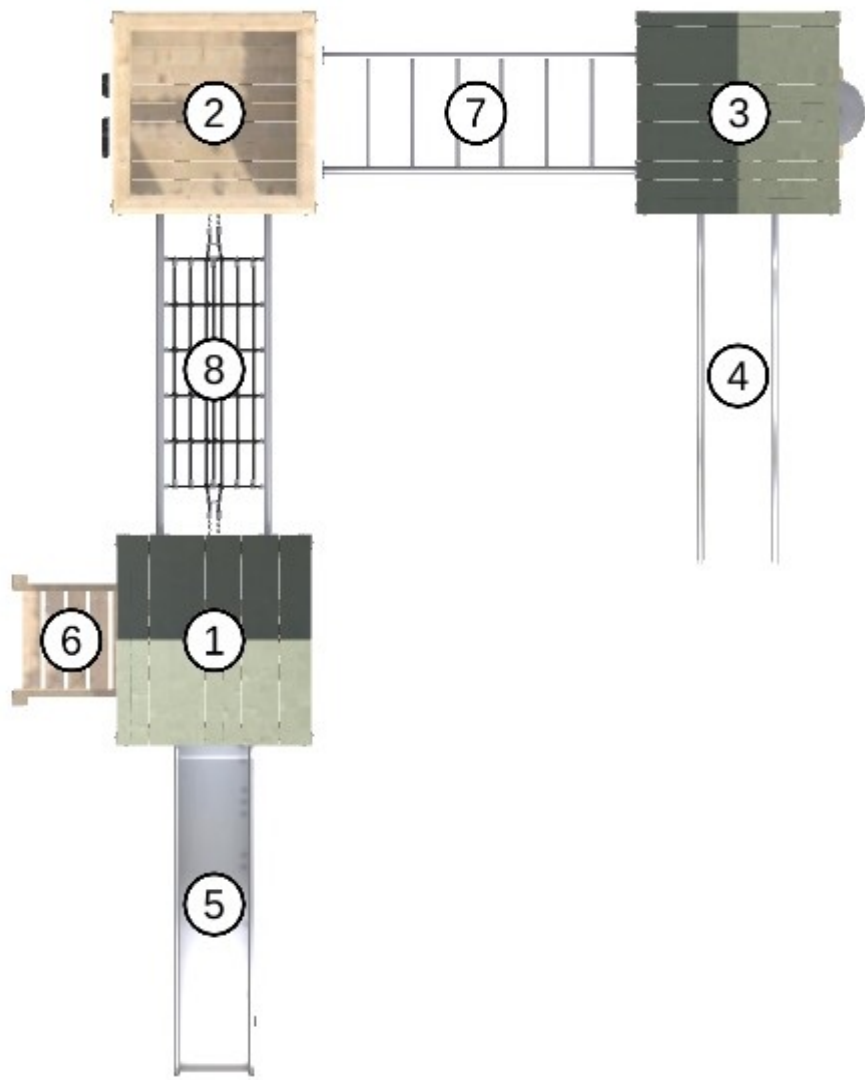
# Mounting

Copyright Elverdal A/S

Elverdal

## PRODUCT LIST

- 1. Theodor 3
- 2. Theodor 7
- 3. Theodor 2
- 4. Banister bars (1500)
- 5. Slide narrow (900)
- 6. Stairs narrow
- 7. Monkey bar sloping (900-1500)
- 8. V-bridge straight (2200)



EN 1176

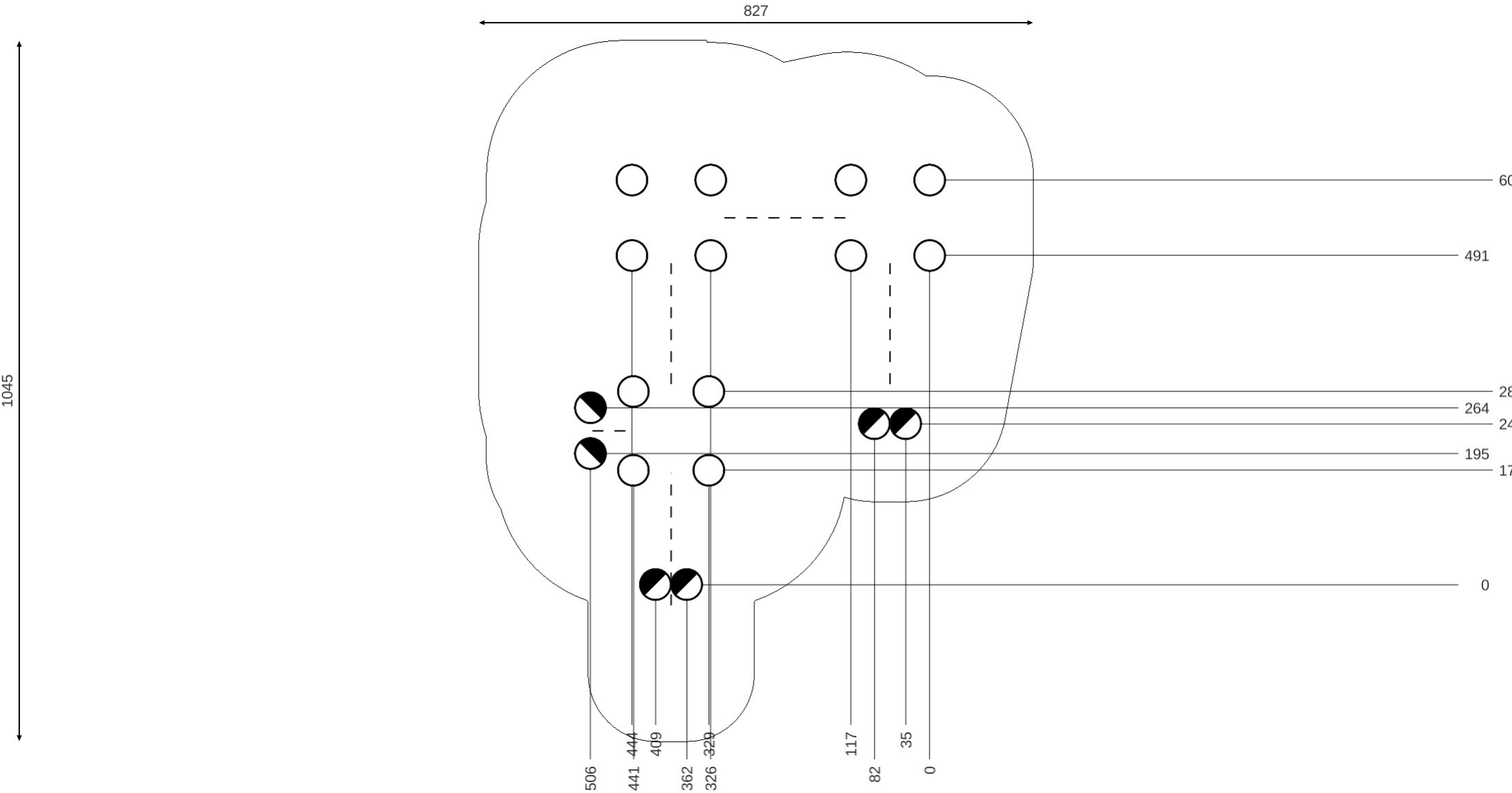
INFO

VIGTIGT: Hele anlægget skal samles før der støbes beton  
VIGTIGT: Hela anläggningen måste monteras före betong stöps  
VIGTIGT: Hele systemet må monteres før plass støbes med betong

# Mounting

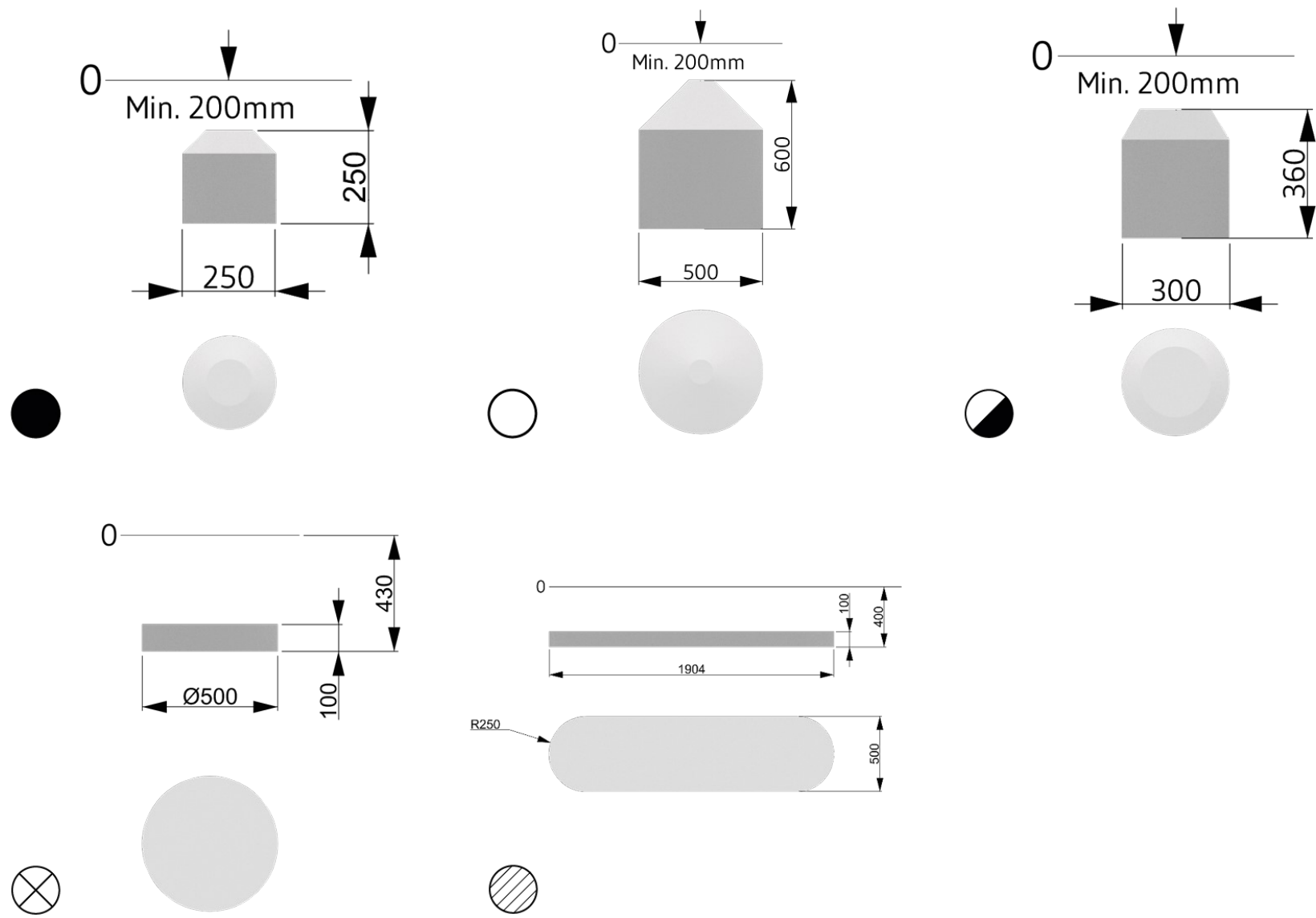
Copyright Elverdal A/S

Elverdal



Mounting

Copyright Elverdal A/S



2970mm  
FH

23

62,71M²  
Periferi

Tot. 1,32 m³

Kema  
MG-270

EN 1176

INFO

VIGTIGT: Hele anlægget skal samles før der støbes beton

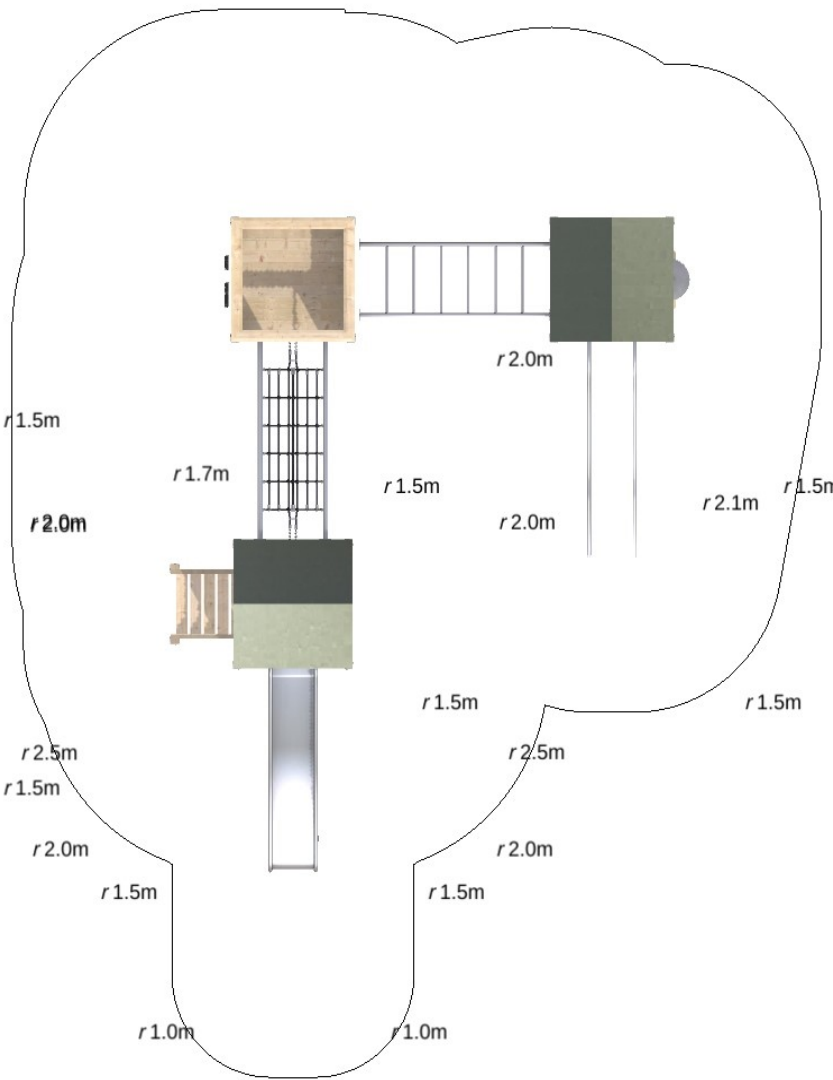
VIKTIGT: Hela anläggningen måste monteras före betong stöps

VIKTIG: Hele systemet må monteres før plass støbes med betong

# Mounting

Copyright Elverdal A/S

Elverdal

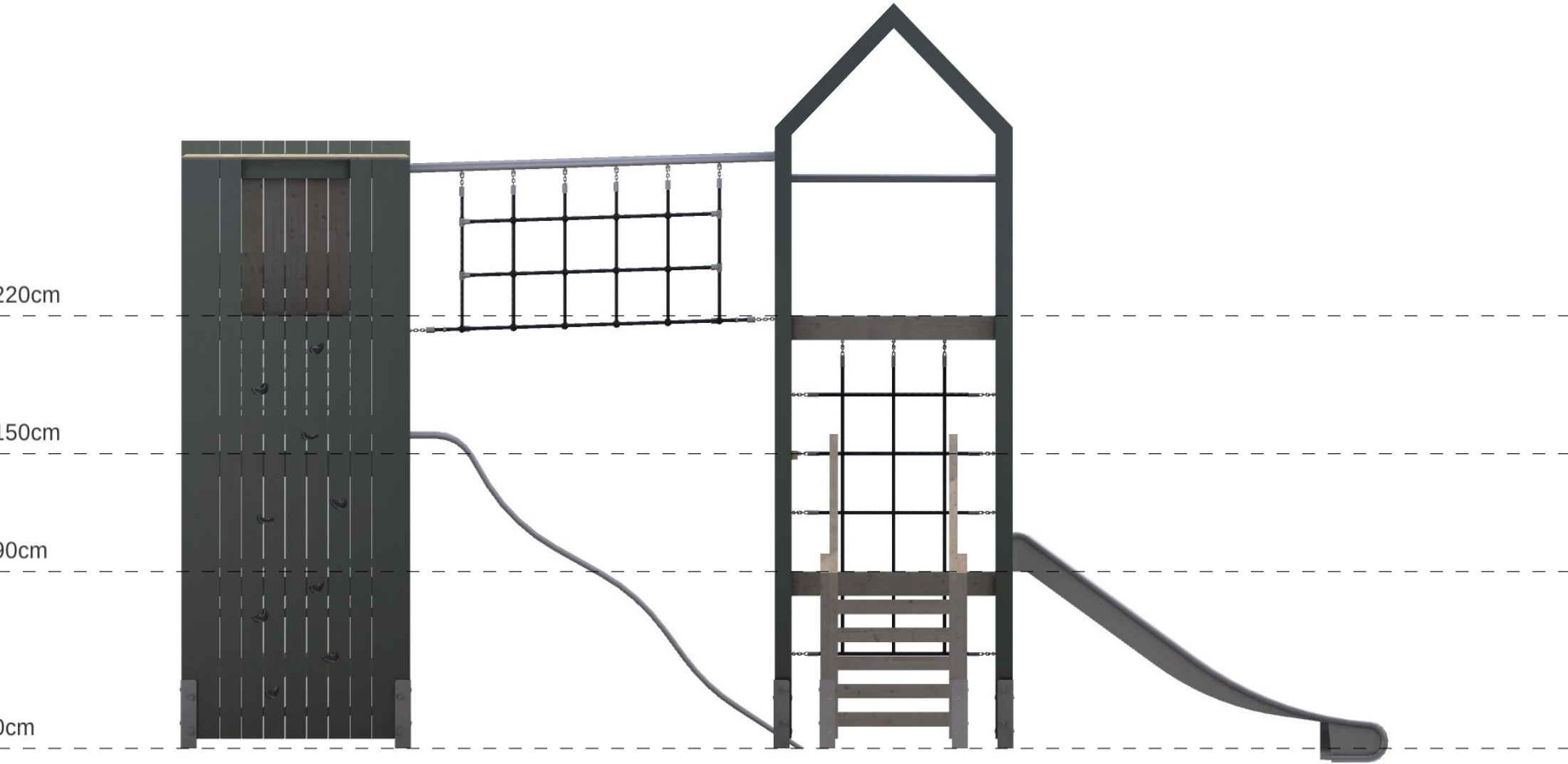


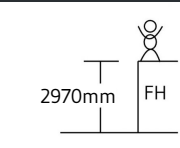


# Mounting

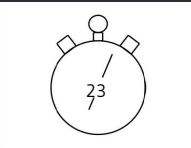
Copyright Elverdal A/S

Elverdal






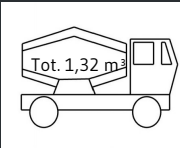
2970mm  
FH



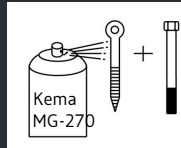
23



62,71M<sup>2</sup>  
Periferi



Tot. 1,32 m<sup>3</sup>



Kema  
MG-270

EN 1176

INFO

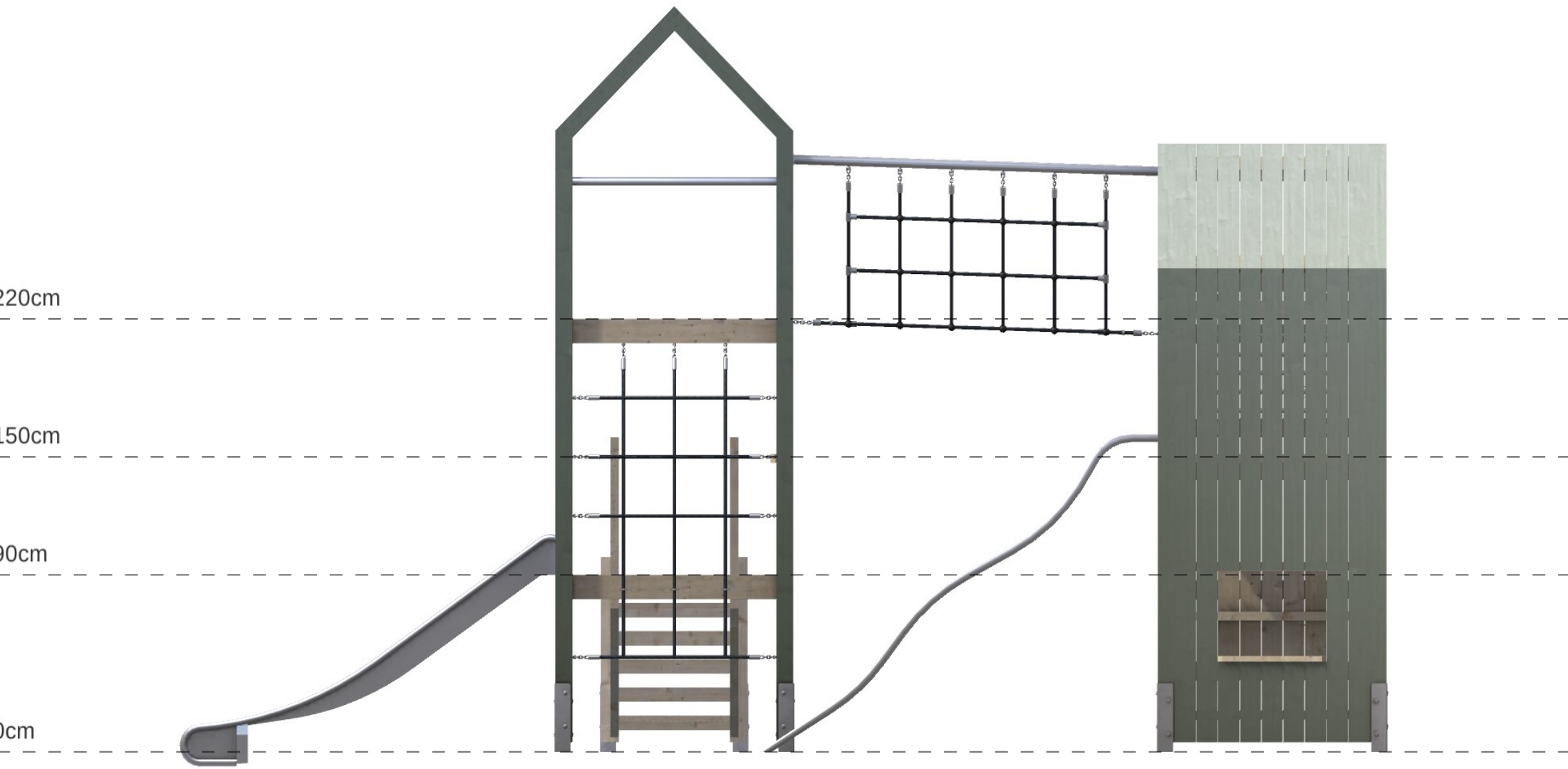
VIGTIGT: Hele anlægget skal samles før der støbes beton  
VIGTIGT: Hela anläggningen måste monteras före betong stöps  
VIGTIGT: Hele systemet må monteres før plass støbes med betong



# Mounting

Copyright Elverdal A/S

Elverdal



2970mm  
FH

23

62,71M<sup>2</sup>  
Periferi

Tot. 1,32 m<sup>3</sup>

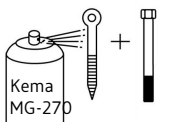
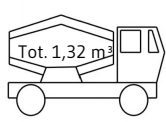
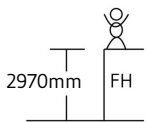
Kema  
MG-27D

EN 1176

INFO

VIGTIGT: Hele anlægget skal samles før der støbes beton  
VIGTIGT: Hela anläggningen måste monteras före betong stöps  
VIGTIGT: Hele systemet må monteres før plass støbes med betong

Description:	Quantity:	Articel no.
<b>Towers</b>		
Theodor 3 - Reseda green RAL 6011 (Exterior), Reseda green RAL 6011 (Edge)	1	ORG4003BY
Theodor 7 - Reseda green RAL 6011 (Exterior), Reseda green RAL 6011 (Edge)	1	ORG4007BY
Theodor 2 - Reseda green RAL 6011 (Exterior), Reseda green RAL 6011 (Edge)	1	ORG4002BY
<b>Up &amp; Downs</b>		
Banister bars (1500)	1	ORG4124XB
Slide narrow (900)	1	ORG4137XB
Stairs narrow - Unpainted Wood (Edge)	1	ORG4109XB
Net (2200) - Rope Black RAL 9005 (Rope)	1	ORG4103XB
Swedish ladder (1500)	1	ORG4101XB
Climbing wall narrow (2200)	1	ORG4117XB
Net with hole (2200) - Rope Black RAL 9005 (Rope)	1	ORG4104XB
<b>Gables</b>		
Rooftop gable w door - Unpainted Wood (Exterior)	1	ORG4017BB
Middle gable w door - Unpainted Wood (Exterior)	1	ORG4021BB
Top gable w door - Unpainted Wood (Exterior)	1	ORG4018BB
Middle gable w window - Unpainted Wood (Exterior)	1	ORG4020BB
Rooftop gable w window - Unpainted Wood (Exterior)	1	ORG4016BB

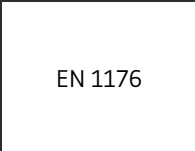
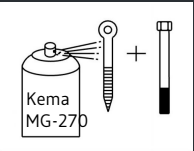
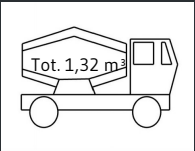
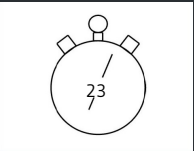
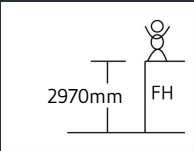


EN 1176

INFO

VIGTIGT: Hele anlægget skal samles før der støbes beton  
VIKTIGT: Hela anläggningen måste monteras före betong stöps  
VIKTIG: Hele systemet må monteres før plass støbes med betong

Description:	Quantity:	Articel no.
Accessories		
Cymbal	1	ORG4409XB
Window glass - large - Glass (Glass)	2	ORG4401XB
Bridges		
Monkey bar sloping (900-1500)	1	ORG4208XB
V-bridge straight (2200)	1	ORG4201XB
Parts		
Concrete (m3)	1,32	
Rubber TD (m3)	4,14	
Rubber EPDM (m3)	0,75	



INFO

VIGTIGT: Hele anlægget skal samles før der støbes beton  
VIKTIGT: Hela anläggningen måste monteras före betong stöps  
VIKTIG: Hele systemet må monteres før plass støbes med betong