

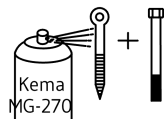
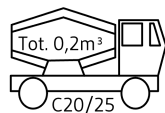
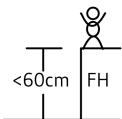

ORG7036A Junglebane - balancetrosse m reb h 1,7m og b 2m

Date: 2017.02.06 Subject: View1
Rev: 2023.04.20 Drawing no.: ORG7036A_00
Page nr.: 1/4 Scale: None
Paper: A4 Drawing by: Jan Routh Sørensen

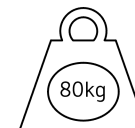
Mounting

Copyright Elverdal A/S.

Elverdal



EN 1176



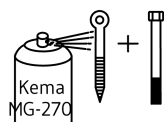
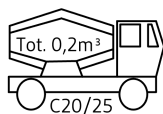
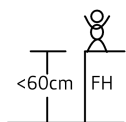
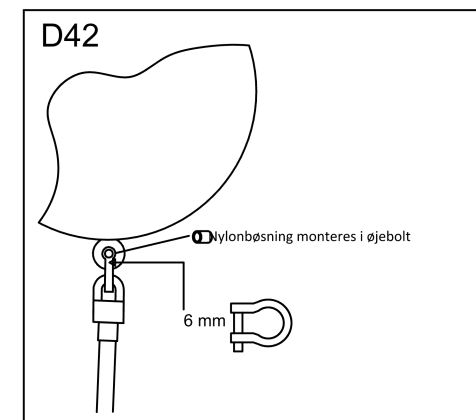
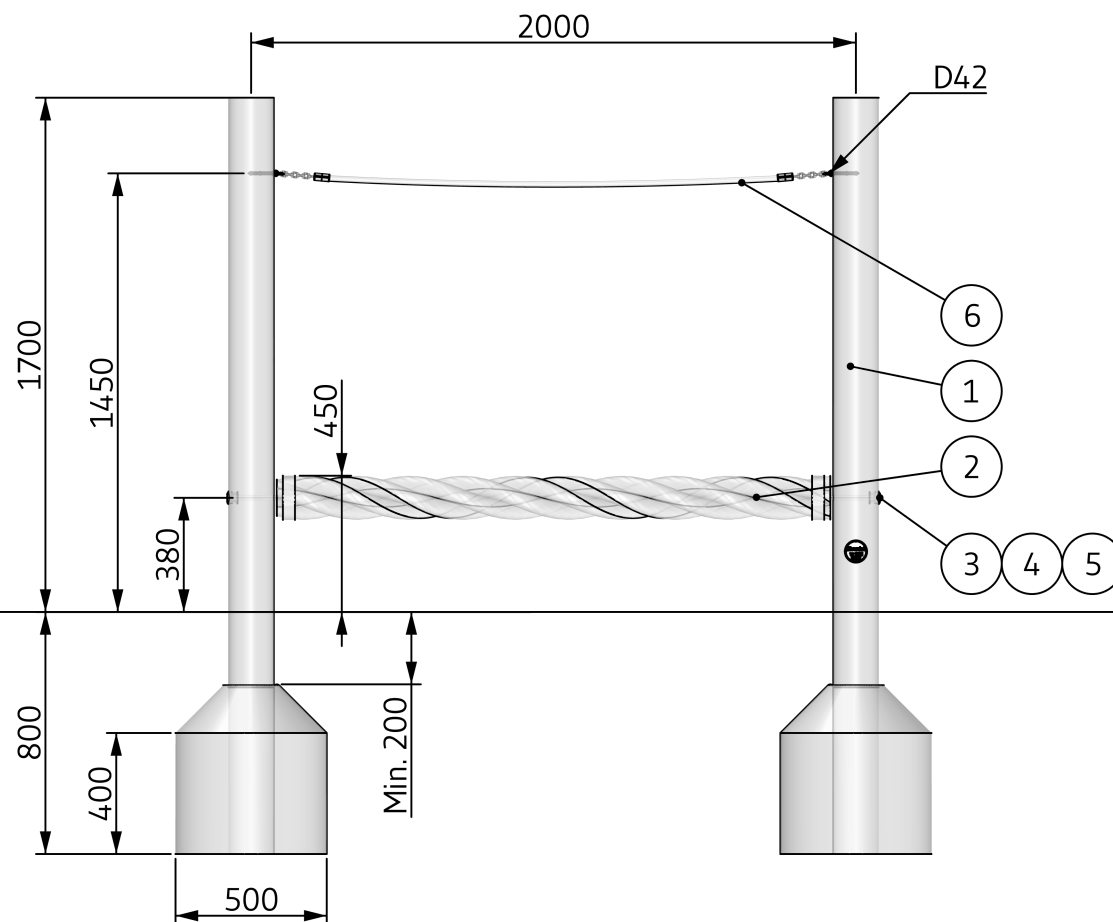
INFO

VIGTIGT: Hele anlægget skal samles før der støbes beton
IMPORTANT: The entire facility must be assembled before mould in concrete
WICHTIG: Die Anlage muß komplett montiert sein, bevor das Fundament
betoniert wird

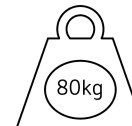
Date:	2017.02.06	Subject:	Front
Rev:	2023.04.20	Drawing no.:	ORG7036A_00
Page nr.:	2/4	Scale:	1:25
Paper:	A4	Drawing by:	Jan Routh Sørensen

Copyright Elverdal A/S.

Elverdai



EN 1176



INFO

VIGTIGT: Hele anlægget skal samles før der støbes beton
 IMPORTANT: The entire facility must be assembled before mould in concrete
 WICHTIG: Die Anlage muß komplett montiert sein, bevor das Fundament
 betoniert wird

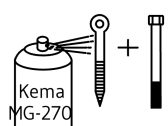
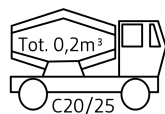
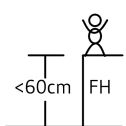
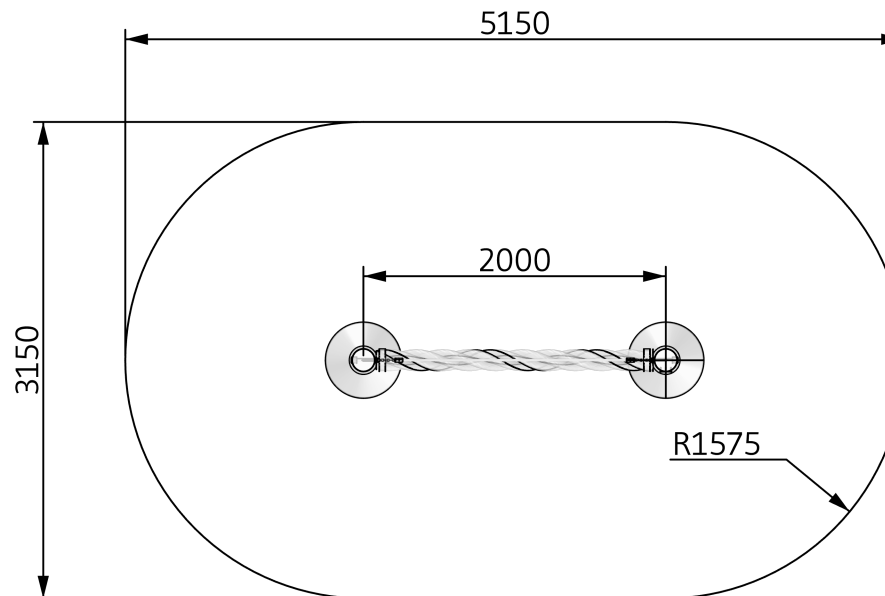
ORG7036A Junglebane - balancetrosse m reb h 1,7m og b 2m

Date: 2017.02.06 Subject: Plan
Rev: 2023.04.20 Drawing no.: ORG7036A_00
Page nr.: 3/4 Scale: 1:50
Paper: A4 Drawing by: Jan Routh Sørensen

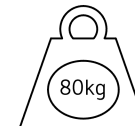
Mounting

Copyright Elverdal A/S.

Elverdal



EN 1176



INFO

VIGTIGT: Hele anlægget skal samles før der støbes beton
IMPORTANT: The entire facility must be assembled before mould in concrete
WICHTIG: Die Anlage muß komplett montiert sein, bevor das Fundament
betoniert wird

ORG7036A Junglebane - balancetrosse m reb h 1,7m og b 2m

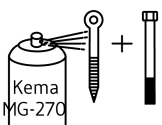
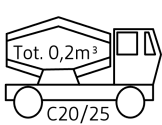
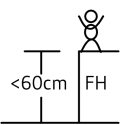
Date: 2017.02.06 Subject: BOM
Rev: 2023.04.20 Drawing no.: ORG7036A_00
Page nr.: 4/4 Scale: None
Paper: A4 Drawing by: Jan Routh Sørensen

Mounting
Copyright Elverdal A/S.

Elverdal

Junglebane - balancetrosse m reb h 1,7m og b 2m Obstacle course - balance hawser w rope h 1.7m and w 2m Dschungelspielplatz - Balanciertau mit Seil H 1,7 m und B 2 m

Pos: Betegnelse:			Antal/ Quantity/ Anzahl: Artikel/Item#		
Name:			Bezeichnung:		
1	Robinie stolpe 2500mm	Robinia pole 2500mm	Robinien Pfahl 2500mm	2	-
2	Trosse med gevindstang	Rope with threaded rod	Seil mit Gewindestange	1	ELV75400062
3	Skive M16	Washer M16	Scheiben M16	2	ELV95160030
4	Låsemøtrik M16	Lock nut M16	Kontermutter M16	2	ELV90160000
5	Dupsko Ø42	Plug-in glider Ø42	Steckgleiter Ø42	2	ELV97420000
6	Tov med kæde 1840mm	Rope with chain 1840mm	Seil mit Kette 1840mm	1	ELV75200036
	Monteringsvejledning	Mounting instruction	Installationsanleitung	1	ORG7036A



EN 1176



INFO

VIGTIGT: Hele anlægget skal samles før der støbes beton
IMPORTANT: The entire facility must be assembled before mould in concrete
WICHTIG: Die Anlage muß komplett montiert sein, bevor das Fundament
betoniert wird