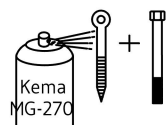
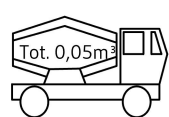
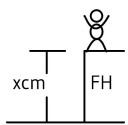
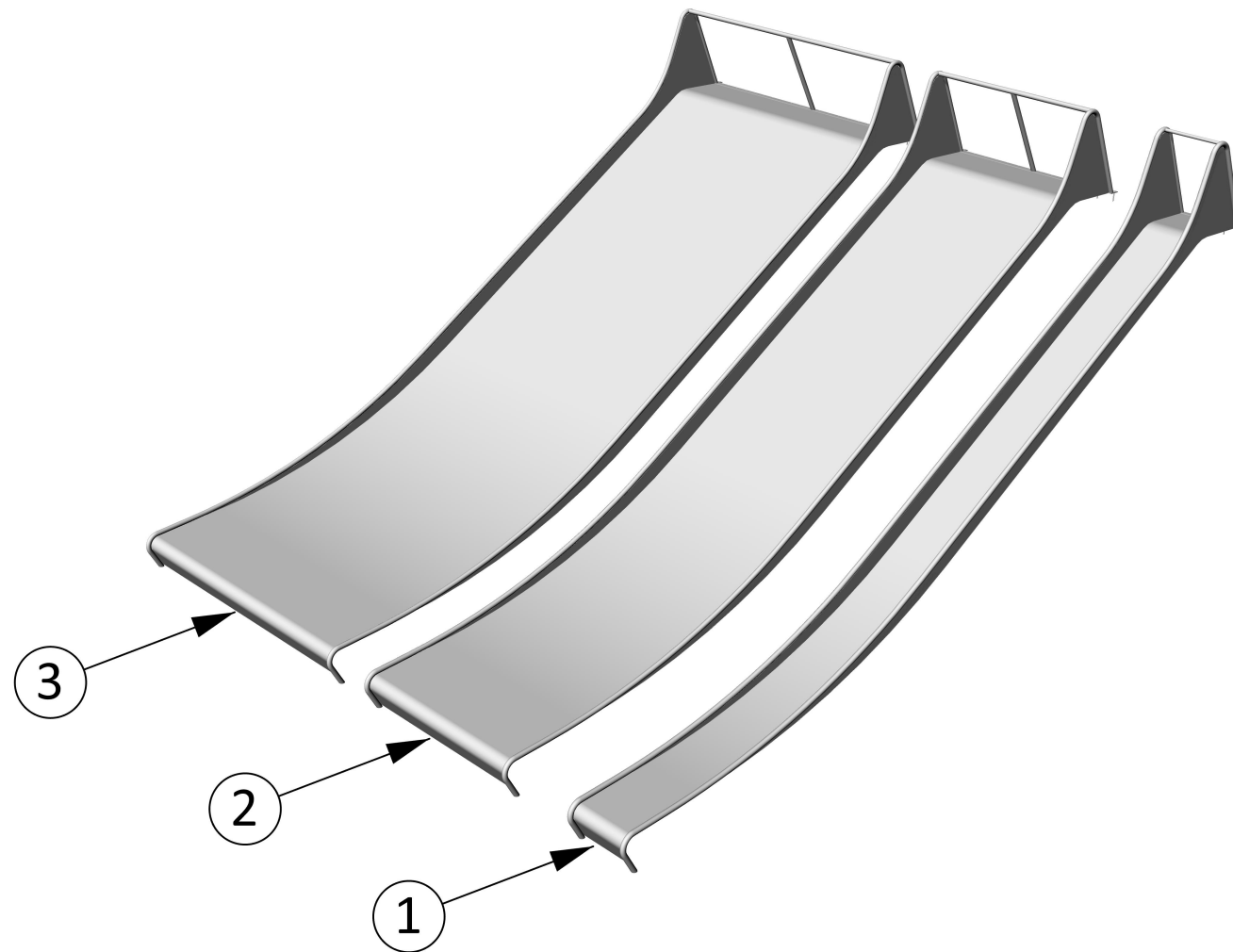


Montage

Copyright Elverdal A/S.

Elverdal



EN 1176


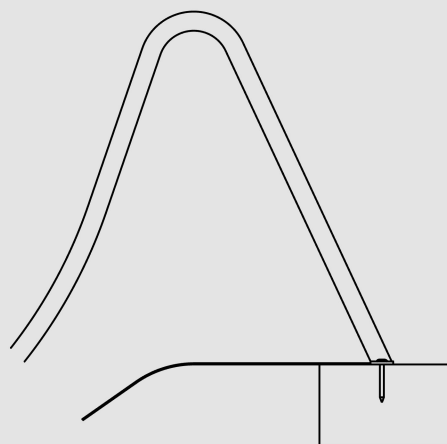
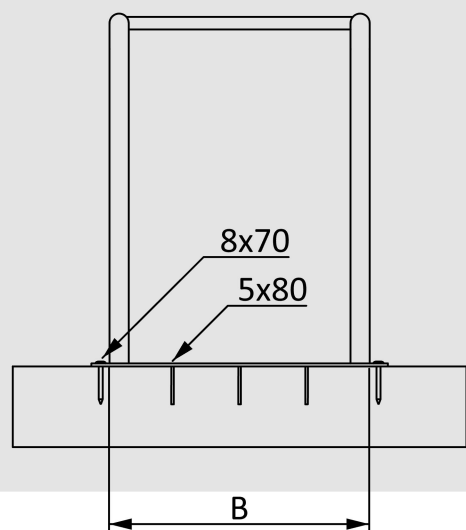
INFO

VIGTIGT: Hele anlægget skal samles før der støbes beton
 VIKTIGT: Hela anläggningen måste monteras före betong stöps
 VIKTIG: Hele systemet må monteres før plass støbes med betong

Montage

Copyright Elverdal A/S.

Elverdal

Typeskilt
monteres her

Max. 5°

35°

Max. 10°

Max. 350mm
Min. 0mm

1 B = 516mm

2 B = 1500mm

3 B = 2400mm

5940

6650

7360

8070

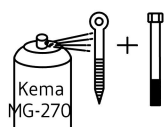

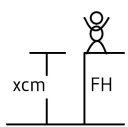
3000

3500

4000

4500

0



EN 1176

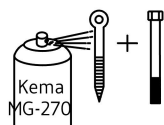
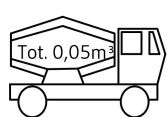
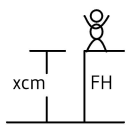
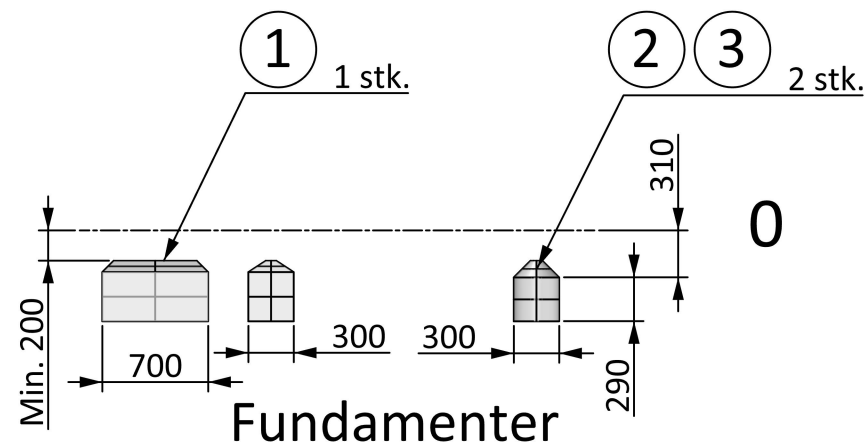
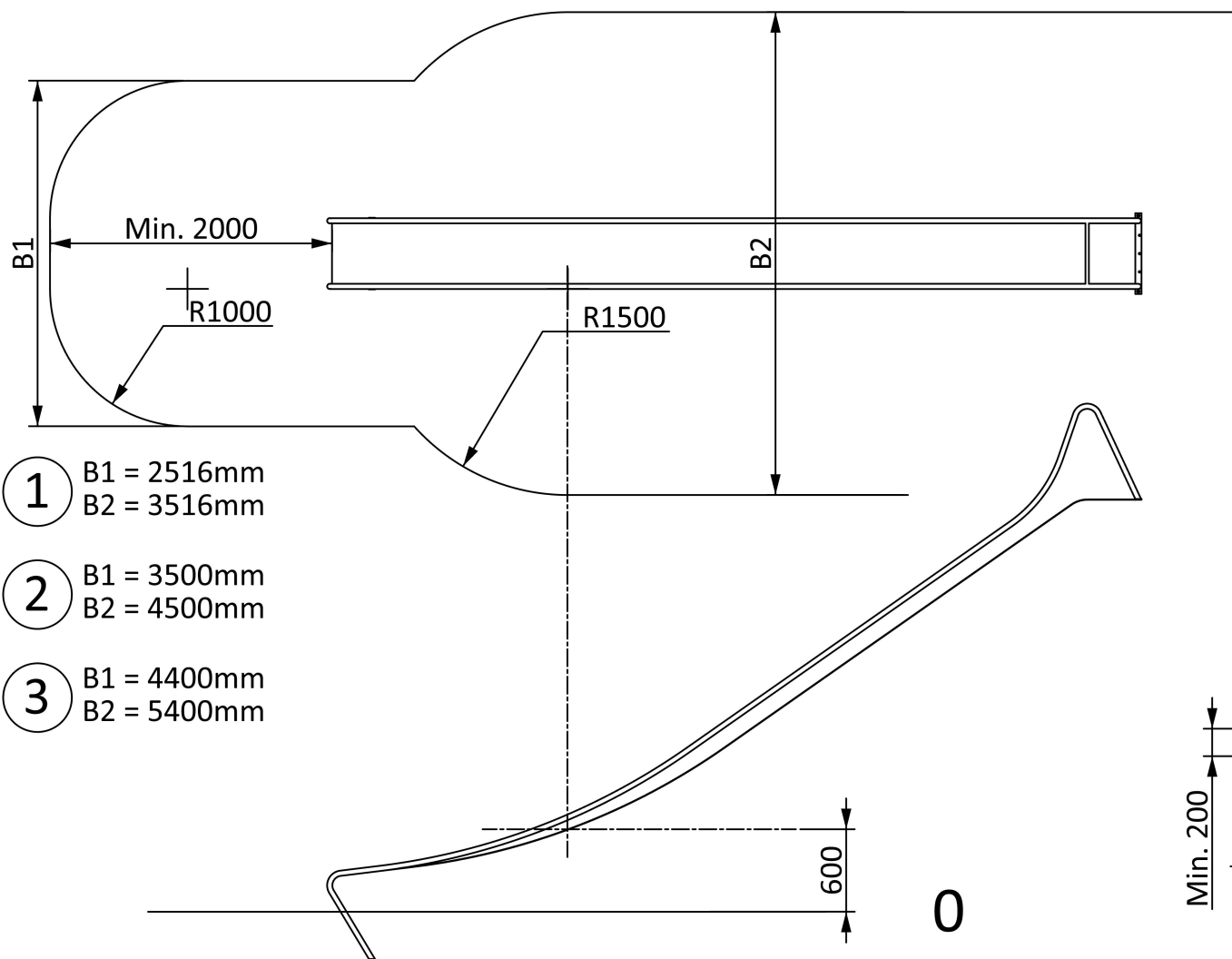
INFO

VIGTIGT: Hele anlægget skal samles før der støbes beton
 VIKTIGT: Hela anläggningen måste monteras före betong stöps
 VIKTIG: Hele systemet må monteres før plass støbes med betong

Montage

Copyright Elverdal A/S.

Elverdal



EN 1176

INFO

VIGTIGT: Hele anlægget skal samles før der støbes beton
 VIKTIGT: Hela anläggningen måste monteras före betong stöps
 VIKTIGT: Hele systemet må monteres før plass støbes med betong

Montage

Copyright Elverdal A/S.

Elverdal

Betegnelse:	1	2	3	Nummer
Rutsjebane komplet	1	1	1	ORGxxxxA
5x80 Spunskrue	3	7	7	ELV30050080
8x80 Flangeskrue	2	2	2	ELV20080080
Egesvelle	1	0	0	260x160x900
Egesvelle	0	1	0	260x160x1900
Egesvelle	0	0	1	260x160x2800
Typeskilt	1	1	1	-
Monteringsvejledning	1	1	1	ORG-Rutsjebaner 2

	Nummer	Højde i mm
①	ORG15018XY	3000
	ORG15019XY	3500
	ORG15020XY	4000
	ORG15021XY	4500
②	ORG15022XY	3000
	ORG15023XY	3500
	ORG15024XY	4000
	ORG15025XY	4500
③	ORG15026XY	3000
	ORG15027XY	3500
	ORG15028XY	4000
	ORG15029XY	4500